



Communication Plan COM, APRS

2025/12/12

UHF COM: Communication Plan

Guaranisat-2



Uplink ↑ 435.XXX MHz

Downlink ↓ 437.375 MHz

HKD: Housekeeping Data

* Telemetry (CW/20wpm)
* HKD and Payloads data (GMSK/4800bps)



*Commands
GMSK/4800bps

* Telemetry (CW/20wpm)
* HKD and Payloads data (GMSK/4800bps)



UHF COM: CW format (downlink): Type 1&2

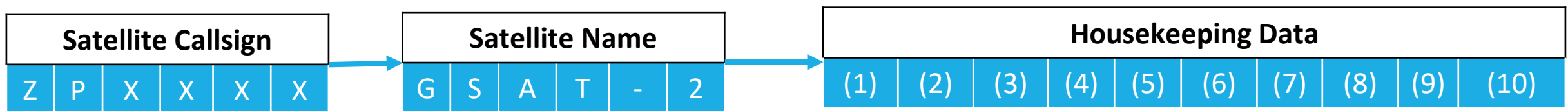
- **Satellite Callsign:** ZPXXXX
- **Satellite Name:** GSAT-2
- **Frequency:** 437.375 MHz
- **Housekeeping data (HKD):** Data for satellite health monitoring such as battery (temperature, voltage, current), solar cell status, etc), payload and subsystem situation data (ON/OFF).

There are two data format for HKD: **CW Type 1, CW Type 2.**

Total length: 22 characters

CW Type 1: 6 (Callsign) + 6 (SatName) + 10 (HKD)

CW Type 2: 6 (Callsign) + 6 (SatName) + 10 (HKD)

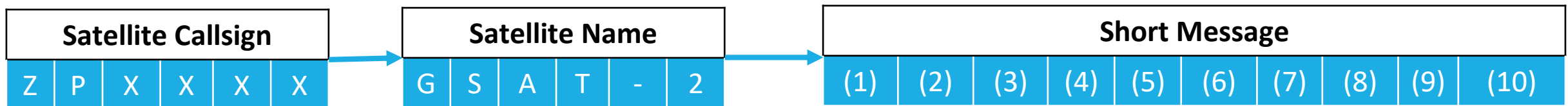


UHF COM: CW format (downlink): Type 3

- **Satellite Callsign:** ZPXXXX
- **Satellite Name:** GSAT-2
- **Frequency:** 437.375 MHz
- **Short message:** For some special events **CW type 3** would be activated only by command from ground station in order to promote amateur radio activities transmitting short message containing 10 numbers or letters, i.e. name of schools, universities, amateur radio operators, professors, stakeholders of the project, etc.

Total length: 22 characters

CW Type 3: 12 (Callsign + SatName) + 10 (Short Message):



UHF COM: GMSK Downlink frame

AX.25 Protocol length: 105 bytes

Frequency: 437.375 MHz

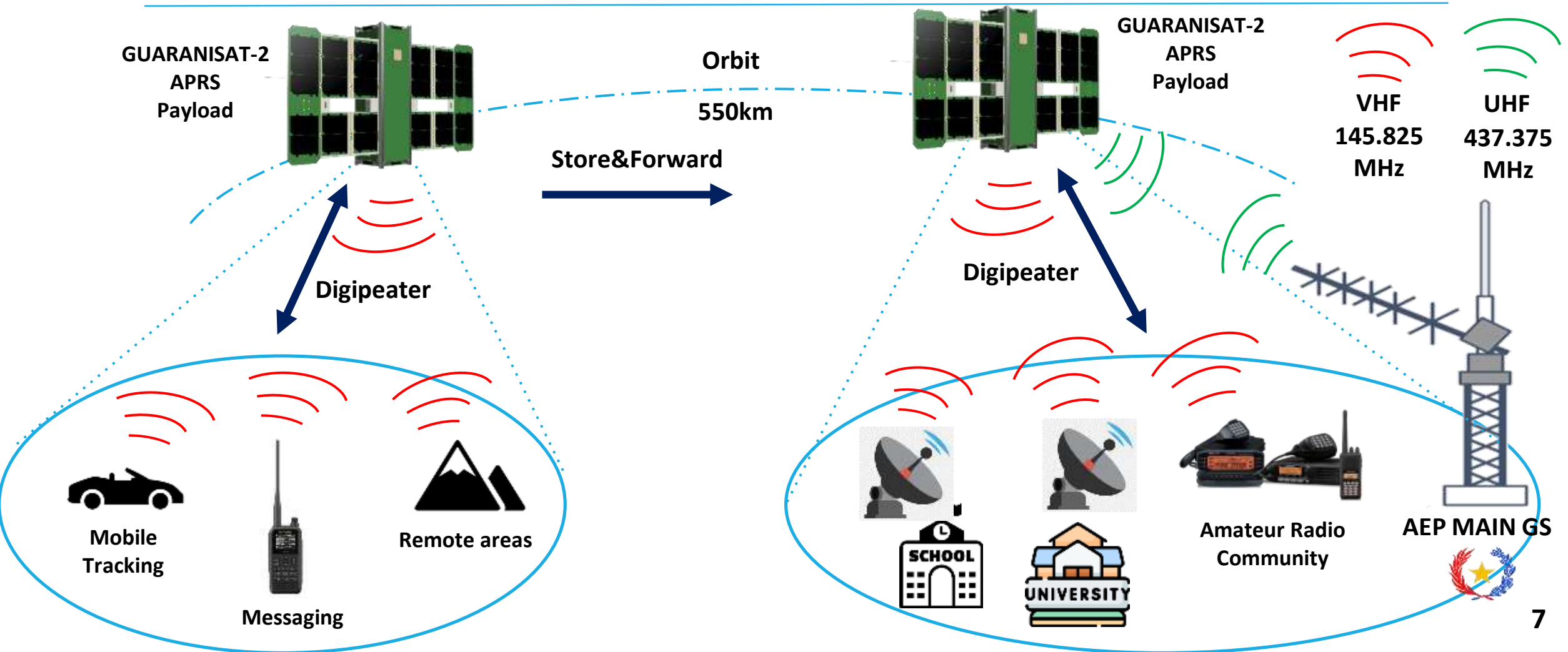
GS Call sign	GS SSID	Sat Call sign	Sat SSID	Control	PID	Header	Payload	Footer	FCS
XXXXXX	X	ZPXXXX	X	X	X	AA	85 bytes	AA	XX
6 bytes	1 byte	6 bytes	1 byte	1 byte	1 byte	1 byte	85 bytes	1 byte	2 bytes

UHF COM: GMSK Uplink frame

Frequency: 435.XXX MHz

- Mission Command
- Telemetry Command
- Reset Command
- The Command for turning off the radio
- Kill Command
- Etc.

VHF APRS Digipeater: Communication Plan





VHF APRS Digipeater: Uplink-Downlink frame

For APRS mission must follow AX.25 Protocol, as shown in figure below:

Ground Station 1 Call sign	Ground Station 2 Call sign	Digipeater addresses	Control	PID	Information field Message/GPS	FCS	Flag
XXXXXX	XXXXXX	WIDE1-1	X (*)	X (*)	85 char	XX(*)	X(*)
7 bytes	7 bytes	7 bytes	1 byte	1 byte	85 bytes	2 bytes	1 byte

(*) Those parameters are inserted automatically by your APRS transceiver, Terminal Node Controller (TNC) (Hardware, Direwolf, Soundmodem, etc) or APRS client software (UISS, PinPointAPRS, YAAC, etc)